

DRAFT**State Profile and Data Sheet**

EPA Non-Attainment Counties:
 Cook, Du Page, Grundy, Kane, Kendall, Lake, Madison, Mc Henry,
 Monroe, Peoria, Randolph, St Clair, Tazewell, Will

Illinois Demographic Information:

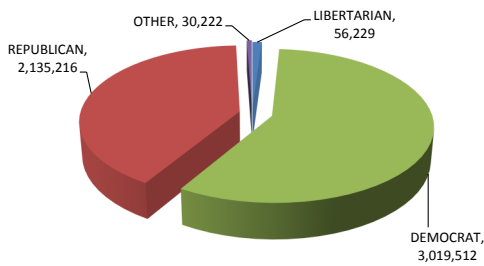
Total Population:	12.88 Million
Growth Rate (since 2001):	0.97%
Largest Populated Counties:	
Cook	5,246,456
DuPage	932,708
Lake	705,186
Will	685,419
Square Miles:	57,915
College Degree (Bachelors or higher):	31.4%
Economic Indicators:	
Total Civilian Labor Force:	6,497,900
Current Unemployment:	6.0%
State GDP (nominal):	\$720.692 billion (2013)
Latest GDP Growth Estimate:	2.35%
% of U.S. GDP:	4.32%
GDP Per Capita:	\$56,060
Income Per Capita:	\$29,856

Illinois CMAQ Funding:

\$91,608,774

Illinois Political Landscape:

Illinois 2012 Presidential Election Results
<http://www.presidency.ucsb.edu/showelection.php?year=2012>



Illinois voting history tends to lean Democratic. The state sells election results and an accurate count of registered voters by county is not available without purchase. The results of the 2012 Presidential election are shown above.

State Governor:	Bruce Rauner (R)
Majority Leader—Senate:	James Clayborne (D)
Majority Leader—House:	Barbara Flynn Currie (D)
Senate President:	John J. Cullerton (D)
House Speaker:	Michael J. Madigan (D)

U.S. Senators:

Mark Kirk (R)	Dick Durbin (D)
---------------	-----------------

U.S. Representatives by District:

Bobby Rush (D) - 1st	Bob Dold (R) - 10th
Robin Kelly (D) - 2nd	Bill Foster (D) - 11th
Daniel Lipinski (D) - 3rd	Mike Bost (R) - 12th
Luis Gutierrez (D) - 4th	Rodney Davis (R) - 13th
Mike Quigley (D) - 5th	Randy Hultgren (R) - 14th
Peter Roskam (R) - 6th	John Shimkus (R) - 15th
Danny Davis (D) - 7th	Adam Kinzinger (R) - 16th
Tammy Duckworth (D) - 8th	Cheri Bustos (D) - 17th
Janice Schakowsky (D) - 9th	(Seat Vacant) - 18th

Committees of Note:**Energy and Public Utilities:**

Mattie Hunter (D) S
 Linda Chapa LaVia (D) H

Transportation:

Martin A. Sandoval (D) S
 John D'Amico (D) H

Environment:

Patrick J. Verschoore (D) H
 Dale A. Righter (R) S

Renewable Energy & Sustainability :

Ann Williams (D) H

Illinois DoT:

Secretary: Randall S. Blankenhorn
Office of Legislative Affairs —
 Scott J. Dworschak

Illinois State Legislative Landscape:

- ◆ Governor Rauner is proposing to cut existing energy efficiency and renewable energy programs, and to sweep money already collected for those programs into the state's general coffers. The administration's draft budget released in February called for shifting \$175 million worth of energy programs from the Illinois Department of Commerce and Economic Opportunity into the state's general revenue fund.
- ◆ Illinois has been selected by the DOE to retrofit a first-of-its-kind, near-zero emissions coal-fueled power plant. The FutureGen 2.0 project partners will upgrade a power plant in Meredosia, Illinois with oxy-combustion technology to capture approximately 1.1 million tons of CO₂ each year—more than 90 percent of the plant's carbon emissions. Other emissions will be reduced to near-zero levels. The CO₂ will be transported and stored underground at a nearby storage site
- ◆ Vehicle maintenance provider Clarke Power Services has relocated and upgraded its Pontoon Beach, Ill., NGV maintenance facility. The new 20,000-square-foot facility is equipped to service fleets using natural gas technologies, such as systems from American Power Group and Detroit Diesel.

State Legislators with a Stake: (Have introduced AFV bills)

Elaine Nekritz [D] H	Dan Kotowski [D] S
Mark Batinick [R] H	Don Harmon [D] S
Christopher Davidsmeyer [R] H	
David Harris [R] H	
Carol Sente [D] H	

2 AFV Bills Proposed in 2015 (1 Passed):

SB-1907—Amends the Motor Fuel Tax Law. Establishes DGE for LNG of 6.06 lbs. and propane of 6.41 lbs., and GGE for CNG of 5.66 lbs. The CNG tax would be 19 cents per GGE. Diesel fuel and now LNG and propane will pay additional 2.5 cent on top of the 19 cent excise tax.

SB-3667—Vehicles, purchased with State funds shall be vehicles fueled by the specified alternative fuels
SB-990—Amends the requirements for qualifying vehicles under the rebate program. Enacted August, 2015

5 AFV Bills Proposed in 2014 (3 Passed)

SB-2803—State fleet requirements for purchasing alternative fuel vehicles.
SB-3574—NGV Income tax credit—gross vehicle weight rating of 33,000 pounds or more.
SB-2803—Exempts Secretary of State vehicles from the AFV purchase provision.

Illinois State Fleet Management:

State Vehicle Program Manager —Larry Dahlberg

Illinois Alternate Fuel Research and Infrastructure Grant Program:

Department of Commerce & Economic Opportunity —Paul J. Pierre-Louis

<https://www.illinois.gov/dceo/whyillinois/KeyIndustries/Energy/Pages/Biofuels.aspx>

Illinois Transportation Profile:



2011 Illinois Public Road Length (144,337 miles):

Interstate Highways:	2,182	Collectors:	21,995
Arterials:	14,075	Local:	105,376

Fueling Stations:

	Illinois	Total U.S.
Gasoline:	3,854	156,065 (2.16%)
CNG/LNG: (Public stations in Blue)	51/1	1,672 (3.35%)
Diesel	1,632	

Illinois Freight Statistics (Trucking—2012):

	Value (\$M)	Within State	From Other	To Other
Domestic:	\$288,124	84.74%	\$248,330	64.10%
Import:	\$43,244	82.39%	\$215	4.29%
Export:	\$26,796	99.88%	\$36,145	42.86%
				\$169
				12.73%
	Weight (kt)	Within State	From Other	To Other
Domestic:	491,471	87.65%	133,654	45.63%
Import:	1,925	12.45%	1,163	16.13%
Export:	671	91.52%	12,256	16.97%
				6
				33.99%

Illinois Vehicles and Markets:

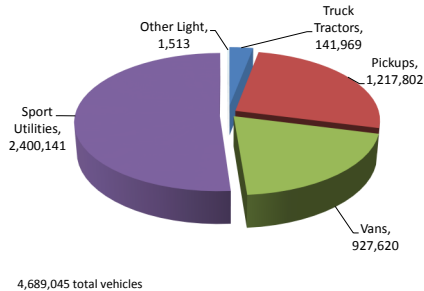
Offers Incentives for NGVs / Stations:	Energy Equivalency Excise Tax:	DGE and GGE Definitions:	Weight Limit Exemptions for NGVs:
Yes	Yes	Yes	Yes

AFV Incentives: Vehicle Weight Exemption, Fleet Incentives and Rebates, School Bus retrofit reimbursement

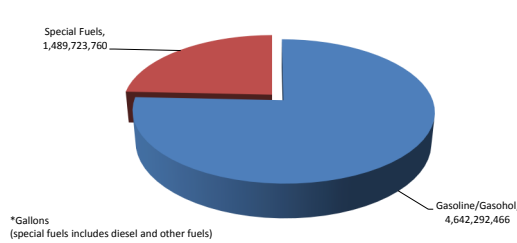
AFV Use in Government: Vehicle Acquisition Goals,

Market Potential:

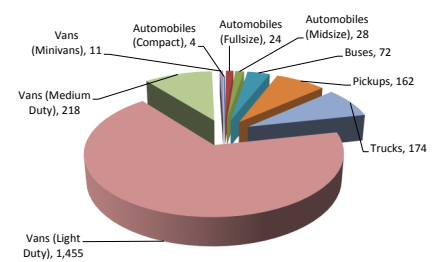
Illinois Truck Registrations 2013



Illinois Motor Fuel Use* - 2013



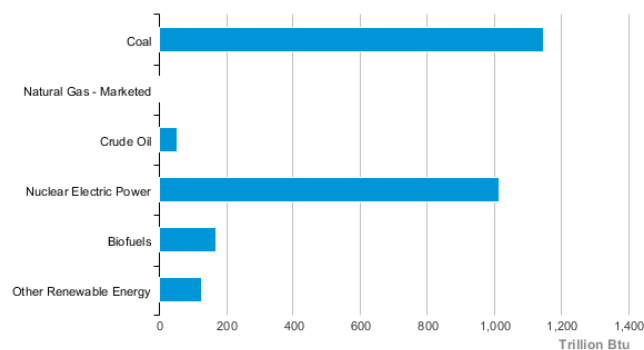
Natural Gas Vehicles in Illinois



- ◆ 606,000 Class 3-8 Truck Sales in the United States in 2013—Illinois registered 141,969 truck tractors in 2013
- ◆ 2011 Natural Gas Vehicles in Illinois—2,148
- ◆ 2011 Natural Gas Consumption—Vehicle Fuel—2,119 (Thousand GEG)

Illinois Energy Production:

Illinois Energy Production Estimates, 2013



Illinois's Energy Production Facts:

- ◆ Illinois is a key transportation hub for crude oil and natural gas moving throughout North America, with more than a dozen interstate natural gas pipelines, two natural gas market centers, several petroleum and petroleum product pipelines, and an oil port.
- ◆ Illinois leads the Midwest in crude oil refining capacity and ranked fourth in the nation as of January 2014.
- ◆ In 2013, Illinois ranked second in the nation in recoverable coal reserves at producing mines.
- ◆ With a production capacity of 1.5 billion gallons per year, Illinois is a top producer of ethanol. Illinois ranked third in the United States in ethanol production in 2013.
- ◆ Illinois ranked first in the nation in 2014 in both generating capacity and net electricity generation from nuclear power. Generation from nuclear power plants in Illinois accounted for more than 12% of the nation's nuclear power.
- ◆ Annually, Illinois households use 129 million Btu of site energy per home, 44% more than the U.S. average. Lower utility rates compared to states with a similar climate result in households in Illinois only spending 2% more for energy than the U.S. average, according to EIA's Residential Energy Consumption Survey.