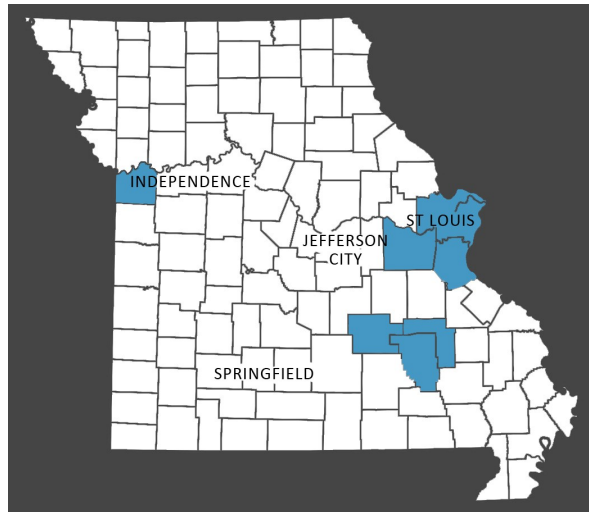


DRAFT

## State Profile and Data Sheet



**EPA Non-Attainment Counties:**  
Dent, Franklin, Iron, Jackson, Jefferson, Reynolds, St Charles, St Louis

**Missouri Demographic Information:**

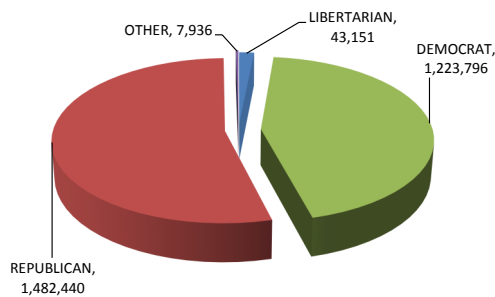
<b>Total Population:</b>	6.06 Million
<b>Growth Rate (since 2001):</b>	7%
<b>Largest Populated Counties:</b>	
St Louis	1,000,473
Jackson	677,244
St Charles	368,556
St Louis City	319,112
<b>Square Miles:</b>	69,704
<b>College Degree (Bachelors or higher):</b>	26.2%
<b>Economic Indicators:</b>	
<b>Total Civilian Labor Force:</b>	3,092,600
<b>Current Unemployment:</b>	5.8%
<b>State GDP (nominal):</b>	\$276.345 billion (2013)
<b>Latest GDP Growth Estimate:</b>	2.59%
<b>% of U.S. GDP:</b>	1.66%
<b>GDP Per Capita:</b>	\$45,937
<b>Income Per Capita:</b>	\$25,384

**Missouri CMAQ Funding:**

\$23,549,081

**Missouri Political Landscape:**

**Missouri 2012 Presidential Election Results**  
<http://enrarchives.sos.mo.gov/enrnet/default.aspx?eid=750002497>



**State Governor:** Jay Nixon (D)  
**Majority Leader—Senate:** Ron Richard (R)  
**Majority Leader—House:** Mike Cierpiot (R)  
**Senate President:** Peter Kinder (R)  
**House Speaker:** Todd Richardson (R)

**U.S. Senators:**

Claire McCaskill (D) Roy Blunt (R)

**U.S. Representatives by District:**

1st—Lacy Clay Jr. (D) 5th—Emanuel Cleaver II (D)  
 2nd—Ann Wagner (R) 6th—Sam Graves (R)  
 3rd—Blaine Luetkemeyer (R) 7th—Billy Long (R)  
 4th—Vicky Hartzler (R) 8th—Jason Smith (R)

**Committees of Note:****Energy & the Environment:**

Mike Kehoe (R) S  
 Rocky Miller (R) H

**Transportation:**

Doug Libla (R) S  
 Glen Kolkmeyer (R) H

**Ways and Means:**

Will Kraus (R) S  
 Andrew Koening (R) H

**Missouri DoT:**

**Interim Director—**Roberta Broecker  
**Highways and Transportation Commission -**  
 Stephen R. Miller - Chair

**Missouri State Legislative Landscape:**

- ◆ In 2014, Gov. Nixon signed Executive Order 14-06 to formally launch the development of a Comprehensive State Energy Plan, led by DED's Division of Energy. In May, 2015, the Governor extended the deadline from May 31, 2015 to October 15, 2015.
- ◆ Kansas City, Missouri opened its first natural-gas fueling station open to the public in December of 2014. The city has five private stations serving a fleet of more than 300 public and private sector vehicles.
- ◆ Kansas City Power & Light (KCP&L) announced plans to reduce its coal-generating capacity by nearly 20 percent over the next six years, retiring aging units at three power plants in St. Joseph, Clinton and Sibley, Missouri that would require substantial new investments to continue operating.

**State Legislators with a Stake: (Have introduced AFV bills)**

Rick Brattin [R] H	Warren Love [R] H
Paul Curtman [R] H	Dave Hinson [R] H
Joe McGaugh [R] H	Margo McNeil [D] H
Bart Korman [R] H	Douglas Libla [R] S

**9 AFV Bills Proposed in 2015 (0 Passed)**

**Bills concerned:** State vehicle procurements, AFV tax credits, 2000 lb weight exemption, and motor fuel excise tax increases.

**10 AFV Bills Proposed in 2014 (2 Passed)**

**HB-2141**—Established GGE and DGE measurements for CNG and LNG. Set escalating tax

**Missouri State Fleet Management:**

**State Fleet Manager—**Cynthia Dixon  
<https://oa.mo.gov/general-services/state-fleet-management>  
**Alternative Fuel Use—**<http://www.dnr.mo.gov/pubs/pub1239.pdf>

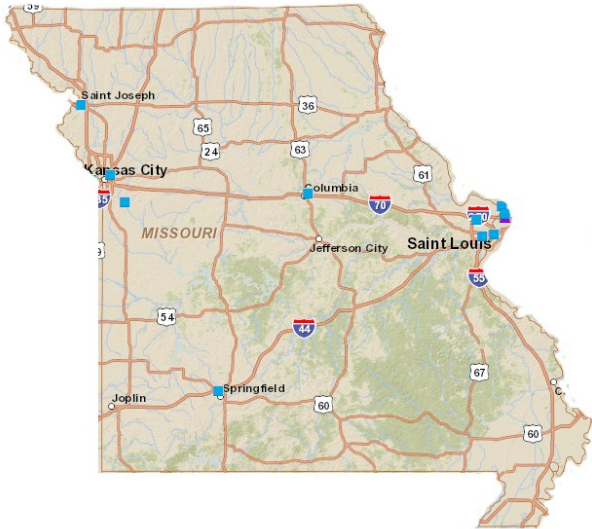
**Missouri Division of Energy Resources:**

**Director—**Lewis Mills  
**State Energy Plan—**  
<https://energy.mo.gov/energy/about/comprehensive-state-energy-plan>  
**Missouri Energy Initiative (non-profit) -** <http://www.moenergy.org/epspring2013>

**Missouri Department of Revenue:**

**Clean Vehicle Decal Program —**<http://dor.mo.gov/motorv/decals.php>

## Missouri Transportation Profile:



### 2011 Missouri Public Road Length (131,978 miles):

Interstate Highways:	914	Collectors:	30,387
Arterials:	13,669	Local:	93,862

### Fueling Stations:

	Missouri	Total U.S.
Gasoline:	2,850	156,065 (2.16%)
CNG/LNG: (Public stations in Blue)	22/0	1,672 (3.35%)
Diesel: (NOTE: NY Reports inconsistently)	1,357	

### Missouri Freight Statistics (Trucking—2012):

	Value (\$M)	Within State	From Other	To Other
Domestic:	\$114,441	92.07%	\$97,462	65.29%
Import:	\$44	54.39%	\$79	17.24%
Export:	\$26	100%	\$8,736	54.02%
			\$23	11.82%
	Weight (kt)	Within State	From Other	To Other
Domestic:	249,503	93.68%	71,610	54.56%
Import:	10	99.86%	2	80.89%
Export:	0.144	100%	4,521	22.95%
			0.053	8.14%

## Missouri Vehicles and Markets:

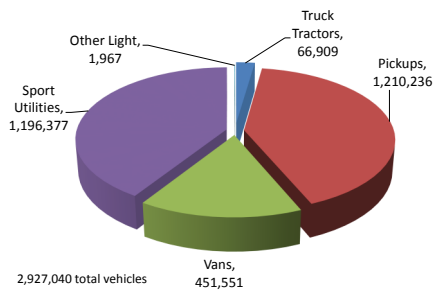
Offers Incentives for NGVs / Stations: <i>Yes (Infrastructure)</i>	Energy Equivalency Excise Tax: <i>Yes (as of 1/1/2016)</i>	DGE and GGE Definitions: <i>Yes (as of 1/1/2016)</i>	Weight Limit Exemptions for NGVs: <i>No</i>
---	---	---	--

**AFV Incentives:** (AFV) Emission Inspection Exemption, Infrastructure Tax Credit

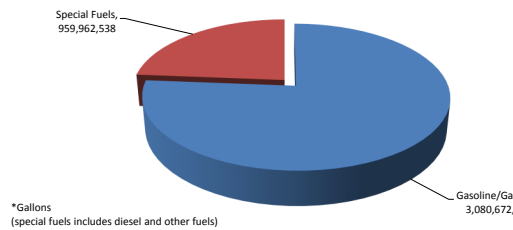
**AFV Use in Government:** (AFV) Acquisition and Alternative Fuel Use Requirements, Alternative Fuel Promotion

### Market Potential:

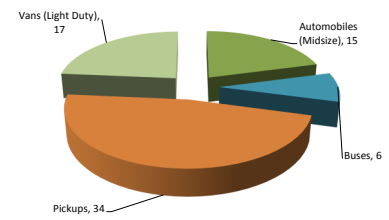
#### Missouri Truck Registrations 2013



#### Missouri Motor Fuel Use\* - 2013



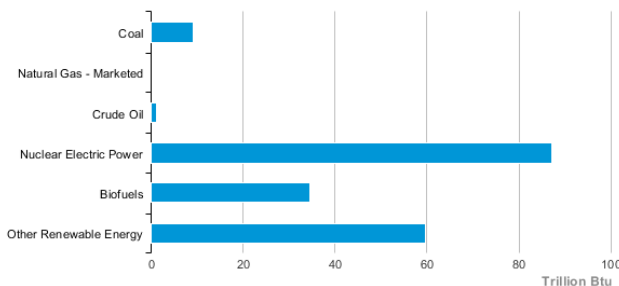
#### Natural Gas Vehicles in Missouri



- ◆ 606,000 Class 3-8 Truck Sales in the United States in 2013—Missouri registered 66,909 truck tractors in 2013
- ◆ 2011 Natural Gas Vehicles in Missouri—72
- ◆ 2011 Natural Gas Consumption—Vehicle Fuel—49 (Thousand GEG)

## Missouri Energy Production:

### Missouri Energy Production Estimates, 2013



Source: Energy Information Administration, State Energy Data System

### Missouri's Energy Production Facts:

- ◆ The Rockies Express Pipeline (REX) is a 42-inch, 1,679-mile natural gas pipeline stretching from Colorado to Ohio. The REX West portion of the system passes near Kansas City, Missouri, before terminating in northeast Missouri where it meets the REX East pipeline.
- ◆ Missouri was the first state west of the Mississippi River to produce coal commercially.
- ◆ Coal supplied 83% of Missouri's net electricity generation in 2013.
- ◆ Missouri has one nuclear power plant, Callaway Nuclear Generating Station, which contributed 9% of the state's net electricity generation in 2013.
- ◆ Renewable energy resources accounted for nearly 3% of Missouri's net electricity generation in 2013; most of that generation came from conventional hydroelectric power and wind.
- ◆ Nine out of 10 Missouri households use a central air conditioning system, a characteristic more like homes in the South than those in the Midwest, according to EIA's Residential Energy Consumption Survey.