8/16/2015

DRAFT

Montana

State Profile and Data Sheet

NGVAMERICA
Natural Gas Vehicles for America

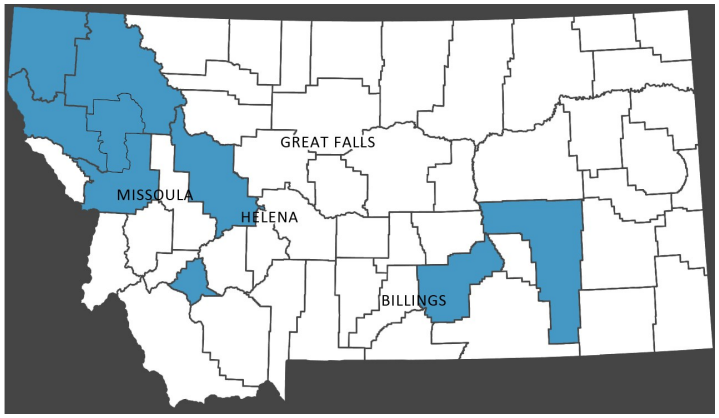

Montana Demographic Information:	
Total Population:	1.02 Million
Growth Rate (since 2001):	0.89%
Largest Populated Counties:	
Yellowstone	155,634
Missoula	112,684
Gallatin	97,308
Flathead	94,924
Square Miles:	147,164
College Degree (Bachelors or higher):	28.7%
Economic Indicators:	
Total Civilian Labor Force:	515,900
Current Unemployment:	4.0%
State GDP (nominal):	$44.040 billion (2013)
Latest GDP Growth Estimate:	4.51%
% of U.S. GDP:	0.26%
GDP Per Capita:	$42,219
Income Per Capita:	$26,054

EPA Non-Attainment Counties:
Flathead, Lake, Lewis And Clark, Lincoln, Missoula, Rosebud, Sanders, Silver Bow, Yellowstone

Montana CMAQ Funding:
$12,387,565

Montana Political Landscape:

Montana 2012 Presidental Election Statewide Vote

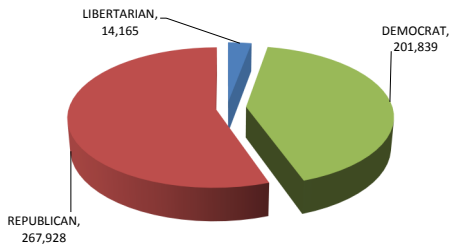

Montana State is one of 14 States that do not track voter registrations by party affiliation. The State tends to lean Republican overall—based on past election results.

State Governor:	Steve Bullock (D)
Majority Leader—Senate:	Jon Sesso (D)
Majority Leader—House:	Keith Regier (R)
Senate President:	Debby Barrett (R)
House Speaker:	Austin Knudsen (R)

U.S. Senators:
Jon Tester (D) Steve Daines (R)

U.S. Representatives by District:
Ryan Zinke (R) - At Large

Committees of Note:

Natural Resources and Transportation:
Carl Glimm (R) H
John Brenden (R) S

Appropriations:
Nancy Balance (R) H

Highways and Transportation:
Steve Lavin (R) H
Elsie Arntzen (R) S

Montana State Fleet Operations:

Montana has a decentralized fleet. Agencies can have their own fleets, or rent or lease vehicles from the DoT fleet pool.

The Administrative Contact at the MDoT motor pool is

Montana DoT:

Director: Mike Tooley

Transportation Alternatives Program: Mike Wherley

Montana State Legislative Landscape:

- The largest proposed coal mine in the United States near Otter Creek, Montana is in jeopardy as Arch Coal, has been put on notice that it risks being delisted from the New York Stock Exchange because it's consistently traded for less than $1 a share.
- The Montana Legislature has put forth several bills in 2015 that have to do with oil and gas, including—water testing around drilling sites, increase bonding and impose idle well fees, establishing setbacks from well sites, requiring 45 days pre-frac notification and full disclosure of frac fluid chemicals, and finally, a bill to prohibit earthen pits and require closed-loop [drilling] systems.
- There is a proposed plan to dismantling and sell the 46-megawatt Highwood Natural Gas Generating Station near Great Falls.
- It is worth noting that Biofuels seem to have the most traction in Montana as of this publication with six incentive programs promoting the use of biofuels in the state.

State Legislators with a Stake: (Have introduced AFV bills)

Roy Hollandsworth [R] H
Bruce Tutvedt [R] S
Kris Hansen [R] S

2 AFV Bills Proposed in 2015:

SB-155—Establishes fees for petroleum and natural gas dispensing meters, and inspection requirements. Fee is $27 and inspection required every 2 years for dispensers capable of providing 20 gallons or less per minute.

SB-171—Would repeal significant number of tax credits including alternative fuel vehicle credits.—Vetoed by Governor

0 AFV Bills Proposed in 2014

3 AFT Bills Proposed in 2013 (0 passed): all proposed to repeal AFV tax credits

Montana Department of Environmental Quality:

Director —Tom Livers

Energy and Pollution Prevention Bureau - Bill Webb

Montana Transportation Profile:

2011 Montana Public Road Length (83,878 miles):			
Interstate Highways:	1,192	Collectors:	16,272
Arterials:	6,048	Local:	51,392

Fueling Stations:	Montana	Total U.S.
Gasoline:	514	156,065 (2.16%)
CNG/LNG: (Public stations in Blue)	0/0	1,672 (3.35%)
Diesel	361	

Montana Freight Statistics (Trucking—2012):

Value ($M)	Within State		From Other		To Other	
Domestic:	$16,173	80.43%	$7,199	31.46%	$13,211	69.47%
Import:	$679	6.56%	$4,787	57.06%	$248	65.30%
Export:	$240	70.73%	$421	30.91%	$7,075	81.26%
Weight (kt)	**Within State**		**From Other**		**To Other**	
Domestic:	35,917	62.20%	17,042	18.54%	10,800	68.90%
Import:	1,264	7.00%	1,724	24.05%	371	60.14%
Export:	216	26.98%	451	10.35%	2,773	60.76%

Montana Vehicles and Markets:

Offers Incentives for NGVs / Stations:	Energy Equivalency Excise Tax:	DGE and GGE Definitions:	Weight Limit Exemptions for NGVs:
Yes	*No*	*No*	*No*

AFV Incentives: (AFV) Conversion Tax Credit

AFV Use in Government: None

Market Potential:

Montana Truck Registrations 2013

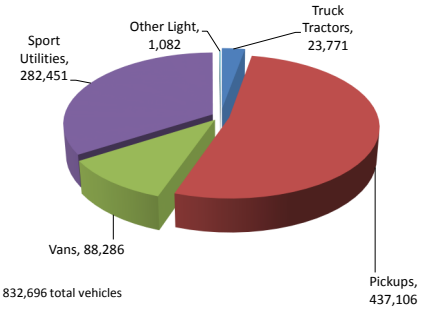

Montana Motor Fuel Use* - 2013

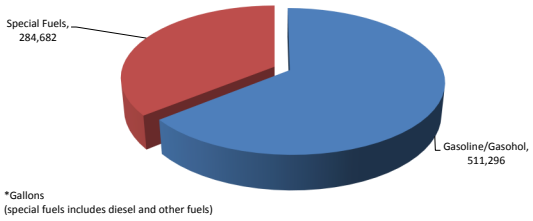

Natural Gas Vehicles in Montana

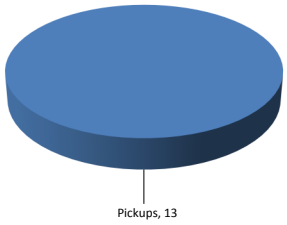

- 606,000 Class 3-8 Truck Sales in the United States in 2013—Montana registered 23,771 truck tractors in 2013
- 2011 Natural Gas Vehicles in Montana—13
- 2011 Natural Gas Consumption—Vehicle Fuel—4 (Thousand GEG)

Montana Energy Production:

Montana Energy Production Estimates, 2013

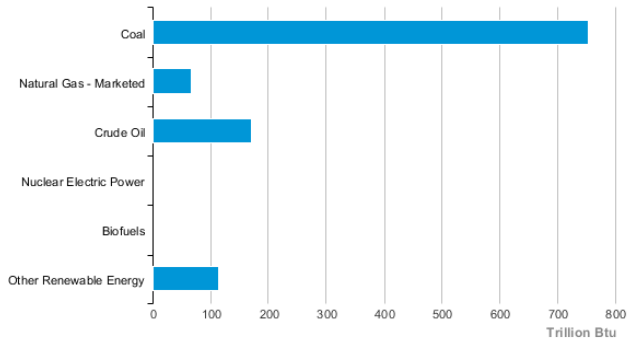

eia Source: Energy Information Administration, State Energy Data System

Montana's Energy Production Facts:

- The Williston Basin of Montana and North Dakota holds one of the largest accumulations of crude oil in the United States; its Bakken and Three Forks formations are currently estimated to be capable of producing 7.4 billion barrels of oil.
- As of the end of 2012, Montana held over one-fourth of the nation's estimated recoverable coal reserves at producing mines and was the eighth largest coal-producing state. It produced 3.6% of U.S. coal in 2012 and distributed coal to nine other states.
- Montana's four refineries, with almost 30% of U.S. Petroleum Administration for Defense District 4 (Colorado, Idaho, Montana, Utah, and Wyoming) refining capacity in 2012, are able to process heavy Canadian crude oil for regional markets.
- Wind electric power generation in Montana grew by almost 32% in 2013 and supplied 6% of the state's net electricity generation.
- Montana has created a Renewable Energy Resource Standard requiring that public utilities and competitive electricity suppliers obtain 15% of electricity sales from renewable energy resources by 2015.