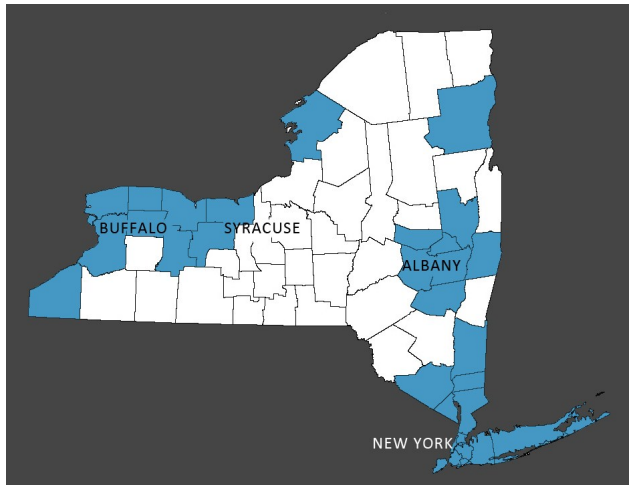


DRAFT

## State Profile and Data Sheet

**EPA Non-Attainment Counties:**

Albany, Bronx, Chautauqua, Dutchess, Erie, Essex, Genesee, Greene, Jefferson, Kings, Livingston, Monroe, Montgomery, Nassau, New York, Niagara, Ontario, Orange, Orleans, Putnam, Queens, Rensselaer, Richmond, Rockland, Saratoga, Schenectady, Schoharie, Suffolk, Wayne, Westchester

**New York Demographic Information:**

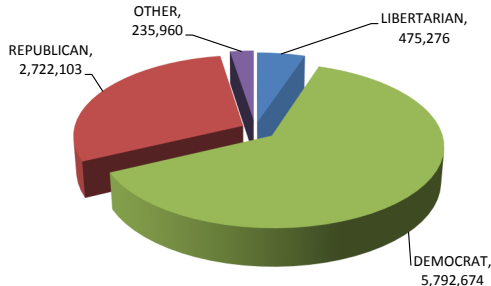
<b>Total Population:</b>	19.75 Million
<b>Growth Rate (since 2001):</b>	.04%
<b>Largest Populated Counties:</b>	
Kings	2,504,700
Queens	2,230,722
New York	1,585,873
Suffolk	1,493,350
<b>Square Miles:</b>	49,112
<b>College Degree (Bachelors or higher):</b>	33.2%
<b>Economic Indicators:</b>	
<b>Total Civilian Labor Force:</b>	9,710,500
<b>Current Unemployment:</b>	5.5%
<b>State GDP (nominal):</b>	\$1,310.712 billion (2013)
<b>Latest GDP Growth Estimate:</b>	2.34%
<b>% of U.S. GDP:</b>	7.9%
<b>GDP Per Capita:</b>	\$67,140
<b>Income Per Capita:</b>	\$32,514

**New York CMAQ Funding:**

\$183,020,533

**New York Political Landscape:**

**New York State Registered Voters by Party Affiliation**  
[http://www.elections.ny.gov/NYSBOE/enrollment/county/county\\_apr15.pdf](http://www.elections.ny.gov/NYSBOE/enrollment/county/county_apr15.pdf)



<b>State Governor:</b>	Andrew Cuomo (D)
<b>Majority Leader—Senate:</b>	John A. DeFrancisc (R)
<b>Majority Leader—House:</b>	Joseph D. Morelle (D)
<b>Senate President:</b>	John Flanagan (R)
<b>House Speaker:</b>	Carl E. Heastie (D)

**U.S. Senators:**

Charles Schumer (D) Kirsten Gillibrand (D)

**U.S. Representatives by District:**

New York has 27 congressional districts each with a population averaging more than 700,000 individuals. Currently, there are eighteen districts held by Democrats, and nine by Republicans. For a complete listing please see: <https://www.govtrack.us/congress/members/NY>

**New York DoT:**

**Commissioner—**  
Matthew J. Driscoll

**Committees of Note:****Energy:**

Amy Paulin (D) H  
Joseph A. Griffo (R) S

**Renewable Energy Subcommittee:**

Latrice Monique Walker (D) H

**Transportation:**

David F. Gantt (D) H  
Joseph E. Robach (R) S

**Ways and Means/Finance:**

Herman Farrell, Jr. (D) H  
John A. DeFrancisco (R) S

**Policy & Planning Division —**  
Lynn Weiskopf (Acting)

**New York State Legislative Landscape:**

- ◆ As the state reshapes its energy infrastructure, New York could face a wave of power plant retirements that would take tax revenues and jobs from a number of communities where power plants are a primary source of revenue for city and county budgets as well as school districts.
- ◆ There is concern over how the state should deploy its \$5B Clean Energy Fund, a vast pool of money that will be collected on utility bills and earmarked for clean energy investments.
- ◆ The latest delay in granting an approval for the Constitution Pipeline natural gas pipeline in upstate New York illustrates the awkward spot the state's energy policy is in, where environmentally sensitive policies and practical reality collide.
- ◆ New York, the state has a program for issuing up to \$3 million from the New York State Energy Research and Development Authority (NYSERDA) for projects that reduce greenhouse gas (GHG) emissions. NYSERDA is looking for applications for awards up to \$500,000 in several categories, including "active transportation" and "freight transportation management/logistics."
- ◆ The New York state Department of Environmental Conservation lifted a ban on liquefied natural gas storage in early 2015, however, the moratorium remains intact in New York City due to its high population density.
- ◆ Governor Andrew Cuomo's December 2014 ban on fracking in the state continues to be divisive with a group of upstate New Yorkers holding rallies urging secession from the State.

**11 AFV Bills Proposed in 2015 (1 Passed):**

**AB3009** — Modifies the alternative fuel infrastructure credit so that tax credit value is reduced by the amount of any grant awarded for same property.

**Bills that did not pass contained**—low emissions tax exemptions, acquisition requirements, an alternative fuel incentive fund, decal program, fee exemptions, and incentives for biomethane.

**15 AFV Bills Proposed in 2014 (1 Passed)**

**SB-6359**—Extends the current exemption on alternative fuel taxes until September 2016.

**New York State Fleet Administration & Support:**

**State Fleet Manager**—Robert D. Martz  
**Alternative Fuel Vehicle Program**—<http://www.nyserdera.ny.gov/Cleantech-and-Innovation/Transportation/Alternative-Fuel-Vehicles>

**New York State Energy Research and Development Authority (NYSERDA):**

**Board Chair**—Richard L. Kauffman  
**CNG for Delivery Trucks and Refuse Haulers**—Patrick Bolton  
**Truck – Voucher Incentive Program (NYT-VIP)** — Administered by CALSTART (Alycia Gilde)  
**Website**—<https://truck-vip.ny.gov/>

**State Legislators with a Stake: (Have introduced AFV bills)**

Gary Pretlow [D] H	Dov Hikind [D] H
Kevin Cahill [D] H	Jose Rivera [D] H
Carmen Arroyo [D] H	Peter Abbate [D] H
Jeffrion Aubry [D] H	
James Tedisco [R] H	Martin Dilan [D] S
William Colton [D] H	Kevin Parker [D] S
Janet Duprey [R] H	Leroy Comrie [D] S

## New York Transportation Profile:



### 2011 New York Public Road Length (114,709 miles):

Interstate Highways:	1,708	Collectors:	20,754
Arterials:	14,603	Local:	77,644

### Fueling Stations:

	New York	Total U.S.
Gasoline:	4,829	156,065 (2.16%)
CNG/LNG: (Public stations in Blue)	88/0	1,672 (3.35%)
Diesel: (NOTE, NY Reports inconsistently)	Not Available	

### New York Freight Statistics (Trucking—2012):

Value (\$M)	Within State	From Other	To Other
Domestic:	\$310,174 89.85%	\$189,348 64.02%	\$188,033 65.58%
Import:	\$92,250 89.62%	\$37,116 71.54%	\$48,558 48.89%
Export:	\$80,247 98.24%	\$21,635 41.75%	\$46,974 73.09%

Weight (kt)	Within State	From Other	To Other
Domestic:	400,038 98.00%	84,730 67.78%	81,953 56.28%
Import:	8,651 35.64%	13,532 56.17%	22,399 69.11%
Export:	12,382 88.92%	17,029 77.17%	19,423 60.61%

## New York Vehicles and Markets:

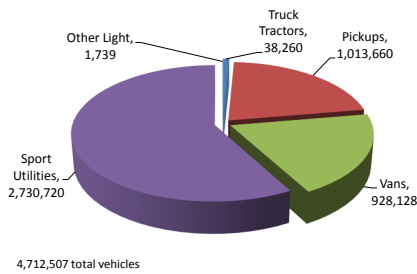
Offers Incentives for NGVs / Stations:	Energy Equivalency Excise Tax:	DGE and GGE Definitions:	Weight Limit Exemptions for NGVs:
<b>Yes</b>	<b>No</b>	<b>No</b>	<b>No (Proposed-Failed)</b>

**AFV Incentives:** Purchase Vouchers, AFV and Fueling Infrastructure Funding and Technical Assistance, Vehicle Research and Development Funding, Tax Exemption and Rate Reduction, Infrastructure Tax Credit

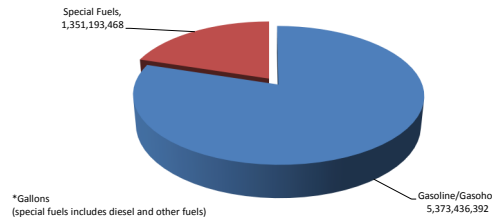
**AFV Use in Government:** Purchase Vouchers, Acquisition Requirements, Access to Tunnels

### Market Potential:

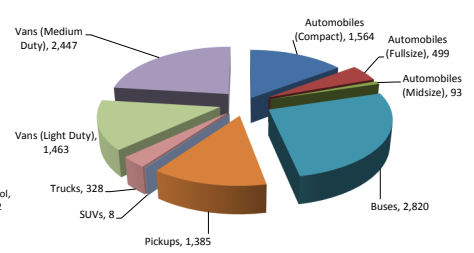
#### New York Truck Registrations 2013



#### New York Motor Fuel Use\* - 2013



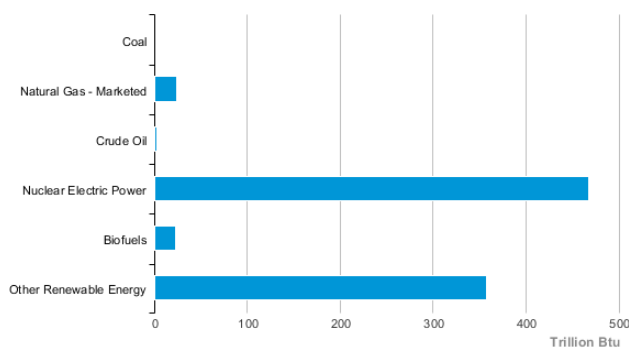
#### Natural Gas Vehicles in New York



- ◆ 606,000 Class 3-8 Truck Sales in the United States in 2013—New York registered 38,260 truck tractors in 2013
- ◆ 2011 Natural Gas Vehicles in New York—10,607
- ◆ 2011 Natural Gas Consumption—Vehicle Fuel—31,781 (Thousand GEG)

## New York Energy Production:

### New York Energy Production Estimates, 2013



Source: Energy Information Administration, State Energy Data System

### New York's Energy Production Facts:

- ◆ The 2,353-megawatt Robert Moses Niagara hydroelectric power plant is the fourth-largest hydroelectric power plant in the United States, and in 2014, New York produced more hydroelectric power than any other state east of the Rocky Mountains.
- ◆ In 2014, New York had the fourth-highest average electricity prices in the United States.
- ◆ To curb air pollution, in 2012 New York became the first northeastern state to require that all heating oil be ultra-low sulfur diesel.
- ◆ To ensure reliability, New York regulators require electricity-generating units that can burn either fuel oil or natural gas to be ready to switch to fuel oil if natural gas supply is constrained. New York's net electricity generation from fuel oil doubled to 1.6% from 2013 to 2014.
- ◆ The NY-Sun initiative aims to install 3,000 megawatts of small-scale (less than 200 kilowatts) solar photovoltaic facilities by 2023, and more than 10% of that target was installed in 2013-14.