

DRAFT**State Profile and Data Sheet**

EPA Non-Attainment Counties:
 Ashtabula, Butler, Clermont, Clinton, Cuyahoga, Delaware, Fairfield, Franklin, Fulton, Geauga, Hamilton, Jefferson, Knox, Lake, Licking, Lorain, Madison, Medina, Morgan, Portage, Summit, Warren, Washington

Ohio Demographic Information:

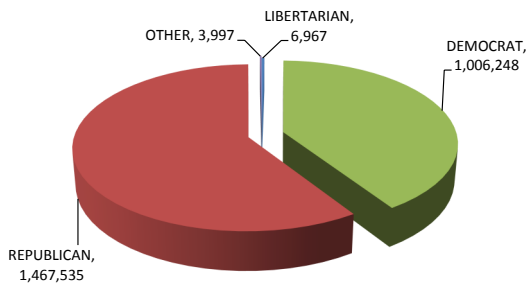
| | |
|--|--------------------------|
| Total Population: | 11.59 Million |
| Growth Rate (since 2001): | 0.98% |
| Largest Populated Counties: | |
| Cuyahoga | 1,259,828 |
| Franklin | 1,231,393 |
| Hamilton | 806,631 |
| Summit | 541,943 |
| Square Miles: | 44,825 |
| College Degree (Bachelors or higher): | 25.2% |
| Economic Indicators: | |
| Total Civilian Labor Force: | 5,738,200 |
| Current Unemployment: | 5.2% |
| State GDP (nominal): | \$565.272 billion (2013) |
| Latest GDP Growth Estimate: | 3.05% |
| % of U.S. GDP: | 3.39% |
| GDP Per Capita: | \$48,915 |
| Income Per Capita: | \$26,354 |

Ohio CMAQ Funding:

\$95,666,359

Ohio Political Landscape:

Ohio Registered Voters by Party Affiliation
<http://ohio-voters.findthedata.com/>



| | |
|--------------------------------|-----------------------|
| State Governor: | John Kasich (R) |
| Majority Leader—Senate: | Tom Patton (R) |
| Majority Leader—House: | Barbara R. Sears (R) |
| Senate President: | Keith Faber (R) |
| House Speaker: | Cliff Rosenberger (R) |

U.S. Senators:

| | |
|-------------------|--------------------|
| Sherrod Brown (D) | Robert Portman (R) |
|-------------------|--------------------|

U.S. Representatives by District:

| | |
|-------------------------|---------------------------|
| Steve Chabot (R) - 1st | Marcy Kaptur (D) - 9th |
| Brad Wenstrup (R) - 2nd | Michael Turner (R) - 10th |
| Joyce Beatty (D) - 3rd | Marcia Fudge (D) - 11th |
| Jim Jordan (R) - 4th | Patrick Tiberi (R) - 12th |
| Robert Latta (R) - 5th | Tim Ryan (D) - 13th |
| Bill Johnson (R) - 6th | David Joyce (R) - 14th |
| Bob Gibbs (R) - 7th | Steve Stivers (R) - 15th |
| John Boehner (R) - 8th | James Renacci (R) - 16th |

Committees of Note:**Energy and Natural Resources:**

Troy Balderson (R) S
 Al Landis (R) H

Transportation, Commerce and Labor:

Gayle Manning (R) S
 Terry Boose (R) H

Finance:

Ryan Smith (R) H
 Scott Oelslager (R) S

Ohio DoT:

Director: Jerry Wray
Statewide Planning & Research —
 Scott Phinney

Ohio State Legislative Landscape:

- ◆ The Stark Area Regional Transit Authority (SARTA) will start running fuel-cell buses next year. The first two buses will start running in 2016, with five more slated for delivery in 2017.
- ◆ Spectra Energy and Energy Transfer plan two pipelines (Nexus Pipeline and Twin Rover pipeline) to carry natural gas from Michigan fracking sites through Ohio to points east. The proposed plans have garnered stories both in favor and in criticism.
- ◆ Ohio Senate Bill 310 took effect in September of 2014. That law made substantial changes to the state's renewable energy and energy efficiency standards and froze their benchmarks for two years.
- ◆ Columbus, Ohio continues to be an epicenter of CNG transportation with 18 new CNG ASL refuse trucks, bringing the city's CNG refuse fleet up to 66, which, added to dump trucks, street sweepers, and Vactor flushing trucks, gives the city 156 dedicated CNG units in its fleet.

State Legislators with a Stake: (Have introduced AFV bills)

| | |
|---------------------------|---------------------|
| Cheryl Grossman [R] H | Edna Brown [D] S |
| James Butler [R] H | Jay Hottinger [R] S |
| John Adams [R] H | Cliff Hite [R] S |
| David Hall [R] H | William Seitz [R] S |
| Sean O'Brien [D] H | |
| Peter Stautberg [R] H | |
| Nicholas Celebrezze [D] H | |
| Michael Ashford [D] H | |
| Louis Terhar [R] H | |

1 AFV Bills Proposed in 2015 (1 Passed):

HB-53—Amends the state fleet procurement requirements relating to AFVs.

4 AFV Bills Proposed in 2014 (0 Passed)

HB-335—Sought to create the Green Fleets Loan Guarantee Program with multiple NGV provisions.

HB-336—Sought to create the Gaseous Fuel Vehicle Conversion Program with multiple NGV provisions.

SB-323/HB-517—Sought to amend the motor fuel tax so that it is based partly on set rate and partly on rate tied to wholesale price of gasoline or diesel.

Ohio Fleet Management:

Administrator —William Simon

Ohio Alternative Fuel Transportation Grant Program:

Limited activity/funding since 2010

<http://www.dmv.org/oh-ohio/green-driver-state-incentives.php#OH-Alternative-Fuel-Transportation-Grant-Program-aef@development.ohio.gov>

Energy Choice Ohio:

Gives residents choices of both electric and natural gas energy providers —

Ohio Transportation Profile:



2011 Ohio Public Road Length (123,280 miles):

| | | | |
|----------------------|--------|-------------|--------|
| Interstate Highways: | 1,573 | Collectors: | 22,659 |
| Arterials: | 11,465 | Local: | 87,583 |

Fueling Stations:

| | Ohio | Total U.S. |
|------------------------------------|-------|-----------------|
| Gasoline: | 3,959 | 156,065 (2.16%) |
| CNG/LNG: (Public stations in Blue) | 52/3 | 1,672 (3.35%) |
| Diesel | 1,852 | |

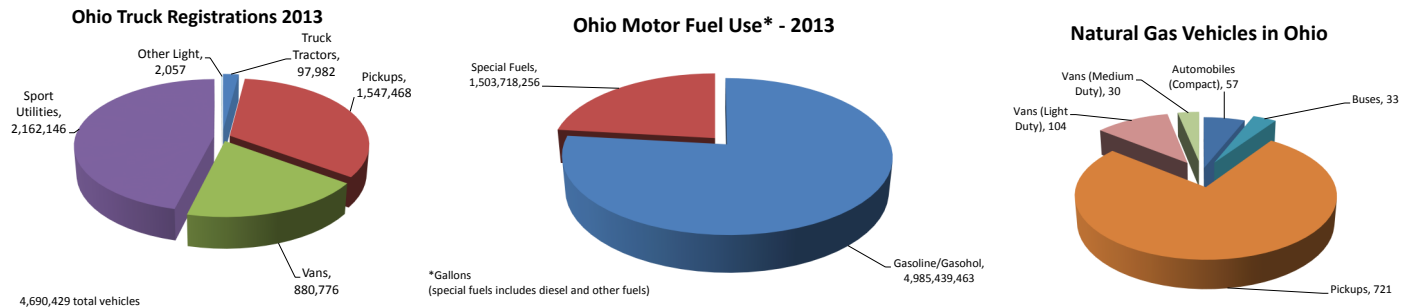
Ohio Freight Statistics (Trucking—2012):

| | Value (\$M) | Within State | From Other | To Other |
|-----------|-------------|--------------|------------|----------|
| Domestic: | \$241,325 | 90.17% | \$251,020 | 73.25% |
| Import: | \$3,906 | 75.83% | \$2,671 | 31.57% |
| Export: | \$2,305 | 89.28% | \$27,522 | 62.64% |
| | | | | \$569 |
| | | | | 5.80% |
| | Weight (kt) | Within State | From Other | To Other |
| Domestic: | 377,318 | 86.90% | 112,867 | 67.92% |
| Import: | 4,813 | 67.84% | 1,780 | 76.83% |
| Export: | 3,248 | 62.16% | 10,048 | 55.33% |
| | | | | 403 |
| | | | | 61.42% |

Ohio Vehicles and Markets:

| Offers Incentives for NGVs / Stations: | Energy Equivalency Excise Tax: | DGE and GGE Definitions: | Weight Limit Exemptions for NGVs: |
|--|---|--------------------------|-----------------------------------|
| Yes | Partial (LNG) | Partial (LNG) | Yes |
| AFV Incentives: | School Bus Retrofit Grant Program, Alternative Fuel and Fueling Infrastructure Incentives, Weight Restriction Increase for Natural Gas Vehicles | | |
| AFV Use in Government: | Acquisition and Fuel Use Requirements, NGV Production Support and Procurement | | |

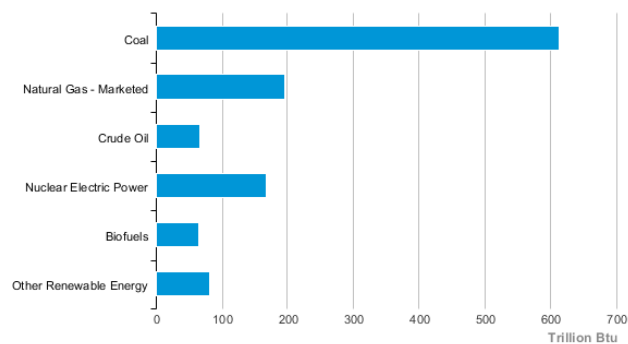
Market Potential:



- ◆ 606,000 Class 3-8 Truck Sales in the United States in 2013—Ohio registered 97,982 truck tractors in 2013
- ◆ 2011 Natural Gas Vehicles in Ohio—945
- ◆ 2011 Natural Gas Consumption—Vehicle Fuel—731 (Thousand GEG)

Ohio Energy Production:

Ohio Energy Production Estimates, 2013



Ohio's Energy Production Facts:

- ◆ Current interest in Ohio oil and natural gas exploration is focused on two Ohio shale plays—the Marcellus Shale and the Utica Shale.
- ◆ Ohio had the seventh largest crude oil refining capacity in the nation in 2014.
- ◆ In August 2003, a transmission failure in Ohio led to the largest blackout in North American history, affecting more than 50 million people.
- ◆ Coal fueled 67% of Ohio's net electricity generation in 2014, natural gas contributed 18%, and nuclear energy added another 12%.
- ◆ Ohio ranked sixth in the nation in 2012 in energy consumption by the industrial sector, and output from its factories accounted for 18% of the state's gross domestic product (GDP). Ohio contributed 3.4% to the total U.S. manufacturing GDP in 2013.