

DRAFT

State Profile and Data Sheet



EPA Non-Attainment Counties:
Pierce

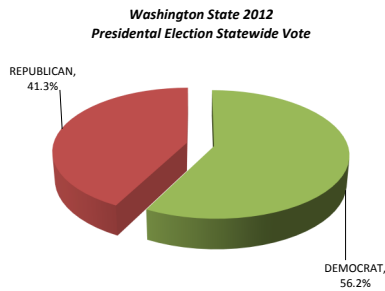
Washington Demographic Information:

Total Population:	7.06 Million
Growth Rate (since 2001):	0.85%
Largest Populated Counties:	
King	2,007,574
Pierce	812,055
Snohomish	732,962
Spokane	475,957
Square Miles:	71,362
College Degree (Bachelors or higher):	31.4%
Economic Indicators:	
Total Civilian Labor Force:	3,551,400
Current Unemployment:	5.4%
State GDP (nominal):	\$408.049 billion (2013)
Latest GDP Growth Estimate:	4.38%
% of U.S. GDP:	2.45%
GDP Per Capita:	\$58,787
Income Per Capita:	\$30,672

Washington CMAQ Funding:

\$ 30,747,698

Washington Political Landscape:



Washington State is one of 14 States that do not track voter registrations by party affiliation. The State tends to lean Democrat overall—based on past election results. Democrat concentrations are in coastal regions of the state. Republican concentrations are in the center and eastern part of the state.

State Governor:	Jay Inslee (D)
Majority Leader—Senate:	Mark Schoesler (D)
Majority Leader—House:	Pat Sullivan (D)
Senate President:	Brad Owen (D)
House Speaker:	Frank Chopp (D)

U.S. Senators:	
Patty Murray (D)	Maria Cantwell (D)
U.S. Representatives by District:	
1st—Suzan DelBene (D)	6th—Derek Kilmer (D)
2nd—Rick Larsen (D)	7th—Jim McDermott (D)
3rd—Jaime Herrera Beutler (D)	8th—David Reichert (R)
4th—Dan Newhouse (R)	9th—Adam Smith (D)
5th—Cathy McMorris Rodgers (R)	10th—Denny Heck (D)

Washington State Fleet Operations:	
Fleet Manager—George Carter III	

Committees of Note:	
Transportation:	
Judy Clibborn (D) H	Steve Hobbs (D) S
Appropriations/Ways & Means:	
Ross Hunter (D) H	Andy Hill (R) S
Technology & Economic Development :	
Jeff Morris (D) H	

Washington DoT:	
CEO/Secretary: Lynn Peterson	
Transportation Commission:	
Anne Haley—Chair	Reema Griffith - Executive Director

Washington State Legislative Landscape:

- ◆ The 2015 Legislative session began with Governor Inslee pushing for a 12-year, \$12 billion transportation package and ended with an even bigger deal: a 16-year plan with \$16 billion in spending boosted by an 11.7-cent gas tax increase.
- ◆ The Legislature rejected a carbon cap-and-trade program. Governor Inslee is directing the Department of Ecology to draft policy on a program. Inslee said that plan could be rolled out in the next nine to 12 months.
- ◆ Washington State’s Hanford nuclear reservation is experiencing vapor leaks and claims of workers who have become ill from the discharges from more than 56 million gallons of nuclear waste. Law suits have been filed, and the DOE released an assessment report in February of 2015.
- ◆ Puget Sound Energy plans to build a \$275 million liquefied natural gas (LNG) facility on a 30 acre site at the Port of Tacoma. The facility is expected to be operational by 2018.

State Legislators with a Stake: (Have introduced AFV bills)	
Judith Clibborn [D] H	Mark Mullet [D] S
Jake Fey [D] H	Stephen Litzow [R] S
Ed Orcutt [R] H	Andy Hill [R] S
Joe Fitzgibbon [D] H	John McCoy [D] S
Strom Peterson [D] H	Curtis King [R] S
Hans Zeiger [R] H	Steven Hobbs [D] S
Jessyn Farrell [D] H	Joe Fain [R] S
Richard Muri [R] H	Marko Liias [D] S

- 10 AFV Bills Proposed in 2015:**
- HB-1300/1396/1925/2087**—Each of these bills in some way either change and/or extends the sales and use tax exemptions for alternative fuels.
- HB-1966**—Changes “manufacture definitions for CNG and LNG.
- SB5325/SB5333/SB5358/SB5987**—Each of these bills in some way either change and/or extends the sales and use tax exemptions for alternative fuels.
- HB-1966**—Changes “manufacture definitions for CNG and LNG.
- 11 AFV Bills Proposed in 2014 (2 passed):**
- SB-6001**—Working group to assess the current vehicle license fee imposed on natural gas vehicles, and and to develop transition plan to move to excise tax.
- SB-6440**—Amends the motor fuel taxes. Defines CNG as 100SqFt per gallon. Does not define LNG. Keeps the State decal program in place.

Washington State Energy Office:	
Natural Gas/Energy Issues/State Energy Strategy —Greg Nothstein, Tony Usibelli	
Tax Incentives —Tim Stearns	
Transportation —Greg Nothstein, Patti Miller-Crowley	
Transportation Innovation/Clean Transportation —Tony Usibelli	

Washington Transportation Profile:



2011 Washington Public Road Length (83,878 miles):

Interstate Highways:	764	Collectors:	17,312
Arterials:	8,339	Local:	57,463

Fueling Stations:

	Washington	Total U.S.
Gasoline:	1,970	156,065 (2.16%)
CNG/LNG: (Public stations in Blue)	22/1	1,672 (3.35%)
Diesel	1,106	

Washington Freight Statistics (Trucking—2012):

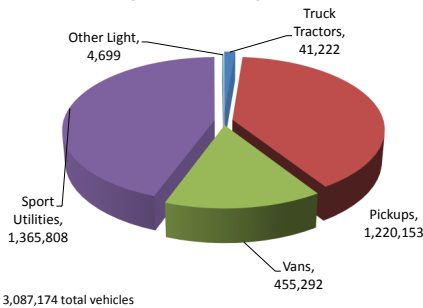
	Value (\$M)	Within State	From Other	To Other
Domestic:	\$127,383	84.91%	\$52,117	49.67%
Import:	\$13,945	51.14%	\$33,174	47.85%
Export:	\$17,472	22.97%	\$3,235	48.83%
	Weight (kt)	Within State	From Other	To Other
Domestic:	234,865	87.15%	35,443	50.44%
Import:	7,990	31.26%	8,670	41.92%
Export:	16,581	57.56%	3,804	47.81%

Washington Vehicles and Markets:

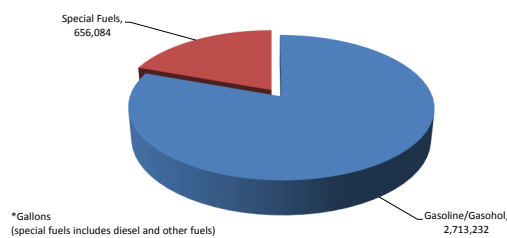
Offers Incentives for NGVs / Stations:	Energy Equivalency Excise Tax:	DGE and GGE Definitions:	Weight Limit Exemptions for NGVs:
Yes	No	Partial (CNG at 100sqft/Gallon)	No
AFV Incentives:	Sales and Use Tax Exemptions, Emissions Inspection Exemption		
AFV Use in Government:	Vehicle purchasing and acquisition requirements		

Market Potential:

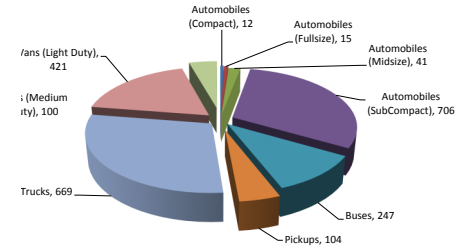
Washington Truck Registrations 2013



Washington Motor Fuel Use* - 2013



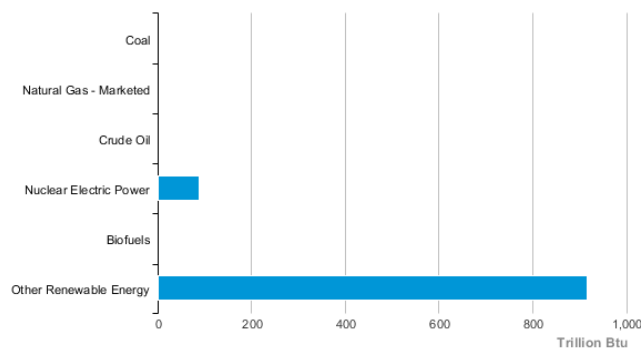
Natural Gas Vehicles in Washington



- ◆ 606,000 Class 3-8 Truck Sales in the United States in 2013—Washington registered 41,222 truck tractors in 2013
- ◆ 2011 Natural Gas Vehicles in Washington—2,346
- ◆ 2011 Natural Gas Consumption—Vehicle Fuel—4,212 (Thousand GEG)

Washington Energy Production:

Washington Energy Production Estimates, 2013



Washington's Energy Production Facts:

- ◆ The Grand Coulee Dam on Washington's Columbia River is the largest hydroelectric power producer in the United States, with a total generating capacity of 6,809 megawatts.
- ◆ In 2013, Washington was the leading producer of electricity from hydroelectric sources and produced 29% of the nation's net hydroelectricity generation.
- ◆ Although not a crude oil-producing state, Washington ranked fifth in the nation in crude oil-refining capacity as of January 2014.
- ◆ Washington ranked 10th in the nation in net generation of electricity from wind energy in 2013.
- ◆ In 2013, Washington had the lowest residential electricity prices in the nation and the lowest combined electricity price across all sectors.