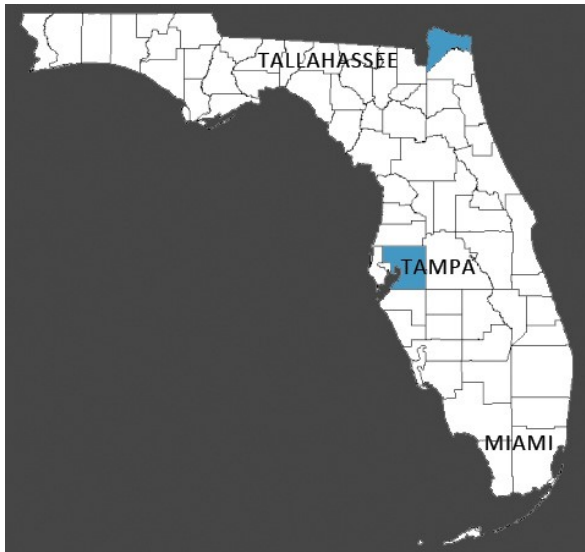


DRAFT

## State Profile and Data Sheet



EPA Non-Attainment Counties:  
Hillsborough, Nassau

## Florida Demographic Information:

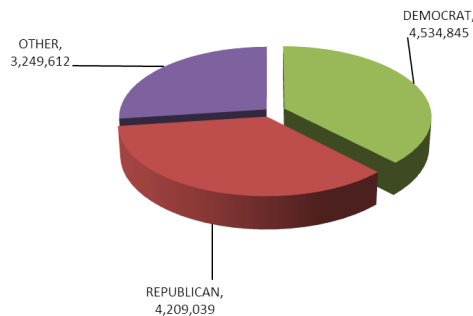
<b>Total Population:</b>	19.89 Million
<b>Growth Rate (since 2001):</b>	18%
<b>Largest Populated Counties:</b>	
Miami-Dade	2,592,710
Broward	1,814,813
Palm Beach	1,355,759
Hillsborough	1,279,737
<b>Square Miles:</b>	65,755
<b>College Degree (Bachelors or higher):</b>	26.8%
<b>Economic Indicators:</b>	
<b>Total Civilian Labor Force:</b>	9,723,800
<b>Current Unemployment:</b>	5.6%
<b>State GDP (nominal):</b>	\$750.511 billion (2013)
<b>Latest GDP Growth Estimate:</b>	2.21%
<b>% of U.S. GDP:</b>	4.83%
<b>GDP Per Capita:</b>	\$38,384
<b>Income Per Capita:</b>	\$26,582

## Florida CMAQ Funding:

\$13,544,856

## Florida Political Landscape:

Florida 2016 Registered Voters by Party Affiliation  
<http://dos.myflorida.com/elections/data-statistics/voter-registration-statistics/voter-registration-monthly-reports/voter-registration-yearly/>



**State Governor:** Rick Scott (R)  
**Majority Leader—Senate:** Bill Galvano (R)  
**Majority Leader—House:** Dana Young (R)  
**Senate President:** Andy Gardiner (R)  
**House Speaker:** Steve Crisafulli (R)

**U.S. Senators:**  
 Bill Nelson (D)                      Marco Rubio (R)

**U.S. Representatives by District:**  
 Florida has 26 Congressional districts

16 districts are held by Republican Representatives

10 districts are held by Democratic Representatives

A full listing can be found at:  
<https://www.govtrack.us/congress/members/FL>

## Committees of Note:

## Communications, Energy, and

## Public Utilities:

Eagle, Dane [R] H  
 Denise Grimsley [R] S

## Transportation:

Rooney, Jr., Patrick Joseph [R] H  
 Jeff Brandes [R] S

## Appropriations (Transportation):

Ingram, Clay [R] H  
 Jack Latvala [R] S

## Florida DoT:

**Secretary—** Jim Boxold

**Planning Office—** Huiwei Shen

## Florida State Legislative Landscape:

- ◆ A proposed \$3.2 billion natural gas pipeline was approved in February 2016 by federal energy regulators. The 516-mile-long Sabal Trail pipeline will run from Alabama, through Georgia and into Florida.
- ◆ A report recently released by the Union of Concerned Scientists listed Florida as one of the states "high risk" for natural gas dependence in the State's power generation. The report estimates that by 2017, Florida new generation power plants will supply 89% of the State's energy, with only two current natural gas pipelines supplying the state.
- ◆ In October of 2015, Waste Management launched the first of its compressed natural gas (CNG)-powered waste and recycling collection trucks in Collier County, Fla. The company says this initiative represents an investment of more than \$35 million in Collier County over the next four years, including the purchase of 105 new CNG trucks and the construction of the county's first CNG fueling station.
- ◆ In December, 2015, NFI, a leading supply chain solutions provider, launched a natural gas fueled, dedicated fleet in central Florida. The new fleet consists of 12 compressed natural gas (CNG) trucks, which will serve transportation operations for a national home improvement retailer in the region.
- ◆ In September, 2015, Port Dolphin Energy LLC abandoned plans for a 1,200 million cubic feet a day LNG port in Manatee County citing massive domestic oversupply.

## 7 AFV Bills Proposed in 2015 (0 Passed)

**Bills concerned:** Amending the Natural Gas Fuel Fleet Rebate Program, attempt to create a heavy duty vehicle rebate program, use of AFVs in government procurement of shipping, cargo, or freight.

## 4 AFV Bills Proposed in 2014 (1 Passed)

**HB-7174—** Authorizes alternative fuel stations to report information to the state that can then be posted on website. Includes information on the type of alternative fuel provided, the location, and the costs or fees associated with buying the fuel.

## Florida Office of Energy:

**Commissioner —** Adam H. Putnam / **Director—** Kelley Smith burk  
**Deputy Director—** Tony Morgan / **Sr. Mgt. Analyst—** John Leeds

**Natural Gas Fuel Fleet Rebate Program —**<http://freshfromflorida.s3.amazonaws.com/Media%2FFiles%2FEnergy-Files%2FNGV+Rebate+Assessment+FINAL.pdf>

## State Legislators with a Stake: (Have introduced AFV bills)

Dana Young [R] H	Jeffrey Brandes [R] S
Edwin Narain [D] H	Darren Soto [D] S
Darryl Rouson [D] H	Gwen Margolis [D] S
David Richardson [D] H	Thad Altman [R] S
John Cortes [D] H	Wilton Simpson [R] S
Lake Ray [R] H	

## 2015 Florida Energy Summit:

The Florida Department of Agriculture and Consumer Services and the JAX Chamber hosted the 2015 Florida Energy Summit October 14-16, 2015 at the Hyatt Regency Jacksonville Riverfront in Jacksonville, Florida. The summit showcased emerging technologies in Florida's transportation sector including LNG, CNG, and the new Clean Fuels Initiative.  
<http://floridaenergysummit.com/>

## Florida Transportation Profile:



### 2011 Florida Public Road Length (122,088 miles):

Interstate Highways:	1,497	Collectors:	14,560
Arterials:	13,590	Local:	92,442

### Fueling Stations:

	Florida	Total U.S.
Gasoline:	6,352	156,065 (2.16%)
CNG/LNG: (Public stations in Blue) ■	53/1	1,672 (3.35%)
Diesel: (NOTE, NY Reports inconsistently)	3,044	

### Florida Freight Statistics (Trucking—2012):

	Value (\$M)	Within State	From Other	To Other
Domestic:	\$347,264	93.59%	\$68,795	54.43%
Import:	\$54,730	94.75%	\$10,873	56.96%
Export:	\$95,407	92.63%	\$9,231	50.60%
	Weight (kt)	Within State	From Other	To Other
Domestic:	656,874	95.48%	34,404	62.66%
Import:	27,979	89.31%	8,456	65.77%
Export:	9,447	82.82%	5,317	31.84%

## Florida Vehicles and Markets:

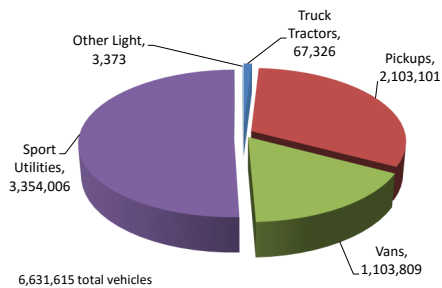
Offers Incentives for NGVs / Stations:	Energy Equivalency Excise Tax:	DGE and GGE Definitions:	Weight Limit Exemptions for NGVs:
Yes (Vehicles)	Yes	Yes	No

AFV Incentives: Vehicle Rebates as funds available

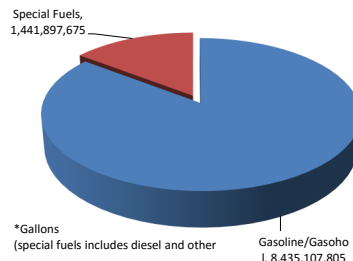
AFV Use in Government: Infrastructure Incentives

Market Potential:

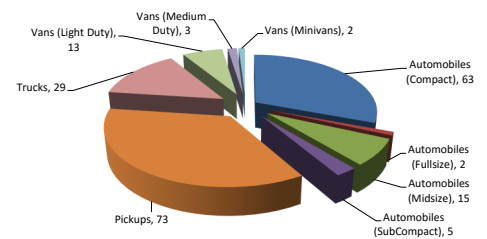
### Florida Truck Registrations 2013



### Florida Motor Fuel Use\* - 2014



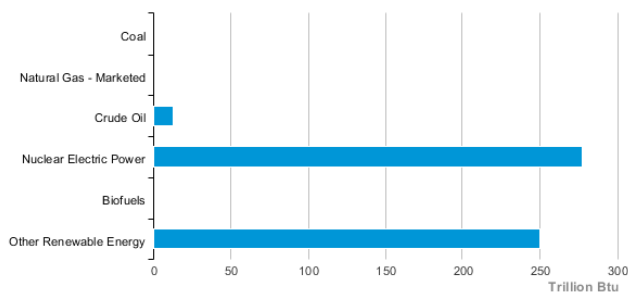
### Fleet-Based Natural Gas Vehicles in Florida



- ◆ 606,000 Class 3-8 Truck Sales in the United States in 2013—Florida registered 67,326 truck tractors in 2013
- ◆ 2013 Natural Gas Vehicles in Florida—205
- ◆ 2011 Natural Gas Consumption—Vehicle Fuel—70 (Thousand GEG)

## Florida Energy Production:

### Florida Energy Production Estimates, 2013



Source: Energy Information Administration, State Energy Data System

### Florida's Energy Production Facts:

- ◆ Geologists believe there may be large oil and natural gas deposits in the federal Outer Continental Shelf off of Florida's western coast.
- ◆ Florida was second only to Texas in 2014 in net electricity generation from natural gas, which accounted for 61% of Florida's net generation; coal accounted for almost 23%, the state's nuclear power plants accounted for 12%, and other resources, including renewable energy, supplied the remaining electricity generation.
- ◆ Renewable energy accounted for 2.3% of Florida's total net electricity generation in 2014, and the state ranked 10th in the nation in net generation from utility-scale solar energy.
- ◆ In part because of high air conditioning use during the hot summer months and the widespread use of electricity for home heating during the winter months, Florida's retail electricity sales to the residential sector were second in the nation after Texas in 2014.
- ◆ A Florida facility using a gas fermentation process to produce an estimated 8 million gallons of cellulosic ethanol from citrus fruit, vegetable, and yard wastes began commercial-scale production in 2013.
- ◆ Electricity accounts for 90% of the site energy consumed by Florida households, and the annual electricity expenditures of \$1,900 are 40% higher than the U.S. average, according to EIA's Residential Energy Consumption Survey.