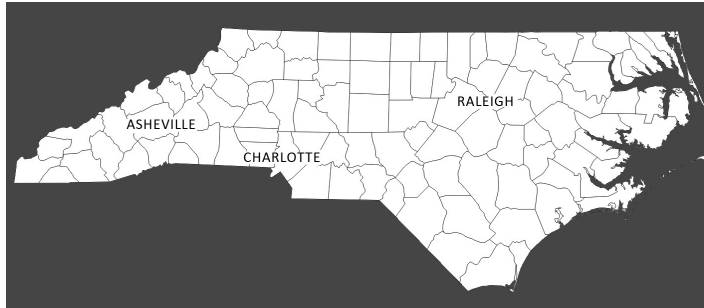


DRAFT

## State Profile and Data Sheet



## North Carolina Demographic Information:

<b>Total Population:</b>	9,944,000
<b>Growth Rate (since 2001):</b>	17%
<b>Largest Populated Counties:</b>	
Mecklenburg	967,971
Wake	952,143
Guilford	501,018
Forsyth	357,850
<b>Square Miles:</b>	53,819
<b>College Degree (Bachelors or higher):</b>	27.3%
<b>Economic Indicators:</b>	
<b>Total Civilian Labor Force:</b>	4,781,800
<b>Current Unemployment:</b>	5.6%
<b>State GDP (nominal):</b>	493.672 billion (2014)
<b>Latest GDP Growth Estimate:</b>	2.32%
<b>% of U.S. GDP:</b>	2.83%
<b>GDP Per Capita:</b>	\$44,646
<b>Income Per Capita:</b>	\$25,774

## EPA Non-Attainment Counties:

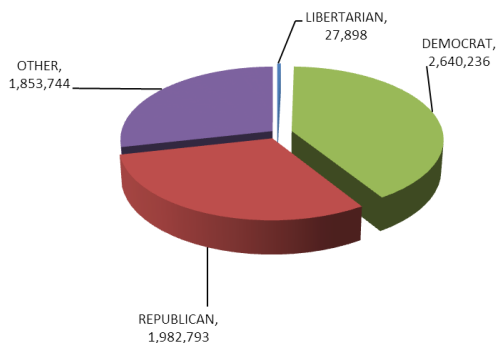
North Carolina has no counties that are out of compliance with EPA Non-Attainment standards

## North Carolina CMAQ Funding:

\$51,053,464

## North Carolina Political Landscape:

North Carolina 2016 Registered Voters by Party Affiliation  
[http://enr.ncsbe.gov/voter\\_stats/results.aspx?date=03-05-2016](http://enr.ncsbe.gov/voter_stats/results.aspx?date=03-05-2016)



**State Governor:** Pat McCrory (R)  
**Majority Leader—** Harry Brown (R)  
**Majority Leader—** Mike Hager (R)  
**Senate President:** Dan Forest (R)  
**House Speaker:** Tim Moore (R)

## U.S. Senators:

Richard Burr (R)	Thom Tillis (R)
------------------	-----------------

## U.S. Representatives by District:

George Butterfield Jr. (D) - 1st	Renee Ellmers (R) - 2nd
Walter Jones Jr. (R) - 3rd	David Price (D) - 4th
Virginia Foxx (R) - 5th	Mark Walker (R) - 6th
David Rouzer (R) - 7th	Richard Hudson (R) - 8th
Robert Pittenger (R) - 9th	Patrick McHenry (R) - 10th
Mark Meadows (R) - 11th	Alma Adams (D) - 12th
George Holding (R) - 13th	

## Committees of Note:

## Environment

Andrew Brock, Bill Cook, Trudy Wade (R) S  
 Rick Catlin, Pat McElraft (R) H

## Transportation:

Frank Iler, Phil Shepard, John Torbett (R) H  
 Warren Daniel, Bill Rabon (R) S

## Appropriations—Transportation:

Wesley Meredith, Bill Rabon (R) S  
 Frank Iler, Phil Shepard, John Torbett (R) H

## Strategic Transportation Planning:

John Torbett (R) H

## Energy Policy:

Mike Hager, John Szoka (R) H  
 Andrew C. Brock (R) S

## North Carolina DoT:

**Secretary—**Nick Tennyson

## North Carolina Legislative Landscape:

- ◆ The 570 mile Atlantic Coast Pipeline proposed a change in the project's route near Fayetteville to reduce the number of landowners impacted by the route and avoid some congested areas in eastern North Carolina.
- ◆ Duke Energy proposes to acquire Piedmont Natural Gas in 2016.
- ◆ Duke Energy proposes to replace a coal fired power plant with a new Natural Gas facility at Lake Julian, NC.
- ◆ A 2015 N.C. Department of Commerce study stated that "North Carolina does not currently have the necessary infrastructure to support an LNG export terminal."

## State Legislators with a Stake: (Have introduced AFV bills)

Michael Wray [D] H	Robert Rucho [R] S
Jason Saine [R] H	Eldon Newton [R] S
	Andrew Brock [R] S
	Norman Sanderson [R] S
	Robert Rucho [R] S
	William Rabon [R] S
	Jerry Tillman [R] S

## 4 AFV Bills Proposed in 2015 (1 passed):

**SB-399** —Provides excise tax exemption for motor fuel sold to a regional solid waste management authority created under G.S.

## 1 AFV Bills Passed in 2014:

**SB-786**— Includes amending state motor fuel tax so that CNG is taxed per GGE of 5.66 lbs. and LNG is taxed per DGE of 6.06 pounds.

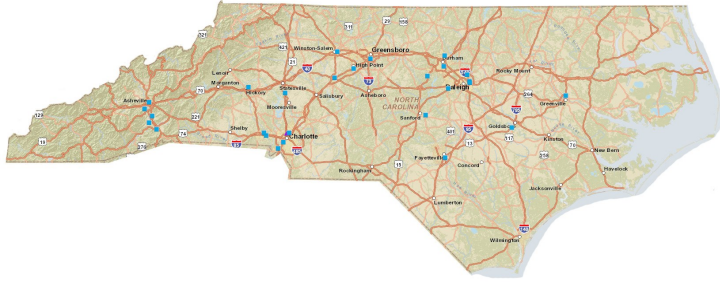
## North Carolina Energy, Mineral and Land Resources

**Secretary:** Donald R. van der Vaart  
**Director of Legislative and Intergovernmental Affairs :** Vacant  
**Executive Director for Energy—**Jenny Kelvington  
**Air Quality Division—**Sheila Holman, Director

## Governor's Energy Policy Council:

<http://www.ncnhp.org/web/lr/about-energy-policy-council>

## North Carolina Transportation Profile:



### 2011 North Carolina Public Road Length (106,202 miles):

Interstate Highways:	1,255	Collectors:	17,351
Arterials:	10,018	Local:	77,579

Fueling Stations:	North Carolina	Total U.S.
Gasoline:	4,722	156,065 (2.16%)
CNG/LNG: (Public stations in Blue)	44/1	1,672 (3.35%)
Diesel	2,047	

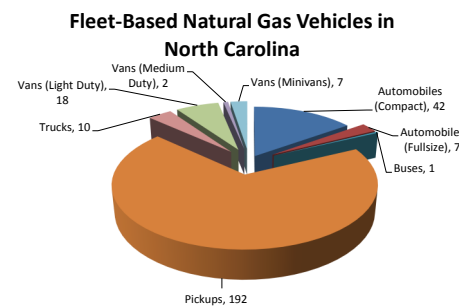
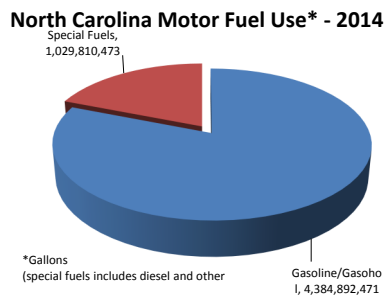
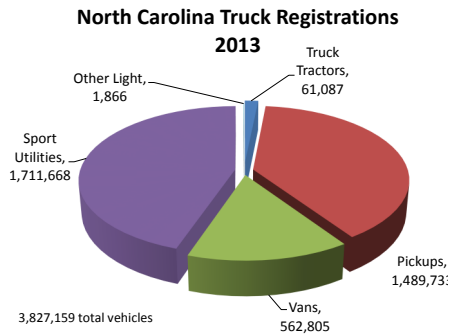
### North Carolina Freight Statistics (Trucking—2012):

	Value (\$M)	Within State	From Other	To Other
Domestic:	\$201,028	95.25%	\$185,515	84.16%
Import:	\$6,086	98.34%	\$2,478	87.31%
Export:	\$2,721	98.27%	\$13,202	80.88%
	Weight (kt)	Within State	From Other	To Other
Domestic:	290,748	97.80%	79,802	86.08%
Import:	2,909	94.49%	2,410	75.66%
Export:	576	97.85%	3,706	70.63%

## North Carolina Vehicles and Markets:

Offers Incentives for NGVs / Stations:	Energy Equivalency Excise Tax:	DGE and GGE Definitions:	Weight Limit Exemptions for NGVs:
Yes	Yes	Yes	No
AFV Incentives:	Tax Credits, Fleet Grants		
AFV Use in Government:	Acquisition Requirements		

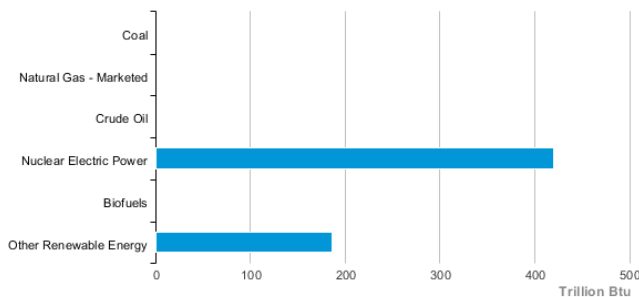
### Market Potential:



- ◆ 606,000 Class 3-8 Truck Sales in the United States in 2013—North Carolina registered 61,087 truck tractors in 2013
- ◆ 2013 Fleet-based Natural Gas Vehicles in North Carolina—279
- ◆ 2013 Natural Gas Consumption—Vehicle Fuel—118 (Thousand GEG)

## North Carolina Energy Production:

### North Carolina Energy Production Estimates, 2013



Source: Energy Information Administration, State Energy Data System

### North Carolina's Energy Production Facts:

- ◆ The Dixie Pipeline transports propane from Texas, Louisiana, and Mississippi to customers throughout the Southeast and terminates in Apex, North Carolina.
- ◆ Of the 737 public and private-access biodiesel fueling stations nationwide, more than 18% are in North Carolina.
- ◆ North Carolina ranked sixth in the nation in net electricity generation from nuclear power in 2014, producing 5.1% of the nation's total.
- ◆ More than a third of North Carolina's net electricity generation—38.7% in 2014—comes from coal shipped by rail and truck, primarily from West Virginia, Kentucky, and Pennsylvania.
- ◆ In 2014, 6.6% of North Carolina's utility-scale net electricity generation came from renewable energy resources, all of the generation came from conventional hydroelectric power, biomass, and solar energy.